

The custom suspension of the rear axle eliminates the flaws of the original leaf spring-based system. It utilizes adjustable trailing and diagonal arms as well as Ohlins STX S46DR1 shock absorbers with preload and rebound adjustment. The kit is mounted in four points to the body through a special subframe, which also serves as a mounting point for the diagonal arms.


The suspension includes threaded shock absorbers with multi-level damping adjustment and trailing and diagonal arms, allowing for the adjustment of ride height and suspension geometry. The lower shock mounts have several height options in the mounting holes. The entire setup is based on reinforced uniball connections.

ADJUSTABLE HEIGHT
AND DAMPING VALUE

SUSPENSION BASED
ON OHLINS SHOCK ABSORBERS

ADJUSTABLE LENGTH OF ARMS

SIGNIFICANT IMPROVEMENT IN CONTROL
OVER THE VEHICLE



PRODUCT DESCRIPTION

The product is made of high-quality structural steel (subframe made of S355 steel, and control arms made of S355 steel) and high-class components such as shock absorbers and moving parts.



The application of our suspension system in your vehicle will significantly improve the vehicle's stability during dynamic driving. It also has a positive effect on absorbing road surface irregularities thanks to the adjustable hardness of the shock absorbers.

The adjustable length of the components will allow for the suspension geometry to be tailored to your driving style, ensuring that the vehicle is always predictable and provides as many positive experiences as possible during its use.

MAIN FEATURES OF THE PRODUCT

- Adjustable rear suspension system type Coilover/4-link Ohlins
- Adjustable upper control arms
- Significant improvement in handling quality




**THE SET INCLUDES:**



- Suspension subframe with chassis mounts
- Cross members (2 pcs.)
- Trailing arms (2 pcs.)
- Ohlins STX S46DR1 shock absorbers (2 pcs.)
- Complete set of diagonal arm mounts (for subframe and axle)
- Complete set of trailing arm mounts with clamp installation for the axle
- Lower shock mount (2 pcs.)
- Mounting kit
- Complete uniballs (8 pcs.)
- Machined aluminum shock mounting spacers

APPLICATION:

This product will fit the following model years of Ford Mustang vehicles:

- Ford Mustang Fastback 1964/5-1966
- Ford Mustang Fastback 1967-1968
- Ford Mustang Coupe 1964/5-1966
- Ford Mustang Coupe 1967-1968
- Ford Mustang Convertible 1964/5-1966
- Ford Mustang Convertible 1967-1968





INSTALLATION INSTRUCTIONS:

Technical data sheet

DIFFICULTY LEVEL:

Advanced - a high level of specialist knowledge is required to carry out the installation of this product.

NOTES:

The use of the given suspension system requires modifications to the drive axle mountings and the subframe mountings to the body.

The set completely eliminates the possibility of installing original suspension components.

After installation, suspension geometry correction must be performed.

CONTACT:

+48 572 323 272

biuro@restomotive.eu

www.restomotive.eu